

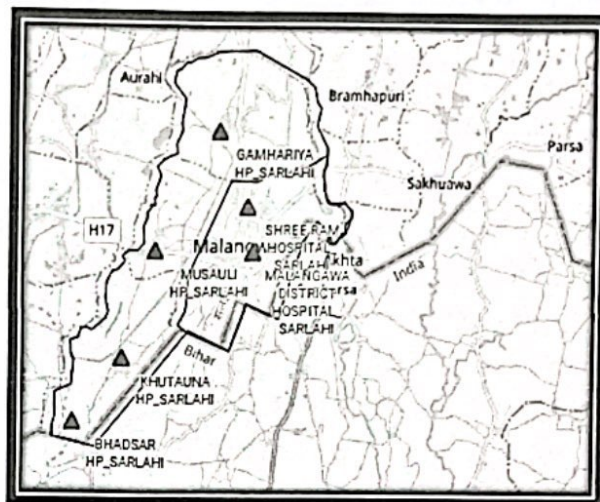
MALANGAWA MUNICIPALITY

Province-2, Sarlahi

AT A GLANCE

Population	Total	46516
	Male	23821
	Female	22695
Area (in square kilometer)		30.44
# of administrative wards		12
Key spoken language	Bajika	44.1%
	Maithili	34.5%
	Urdu	16.8%
	Nepali	2.05%
Major ethnicity	Yadav	26.02%
	Muslim	19.13%
	Teli	5.8%
	Kalwar	4.68%
# of Public health facilities		10
# of private health facilities		7
Number of birthing centers		0
# of wards with public HF		10
# of FCHVs		66

MUNICIPALITY MAP (WITH HEALTH FACILITY)



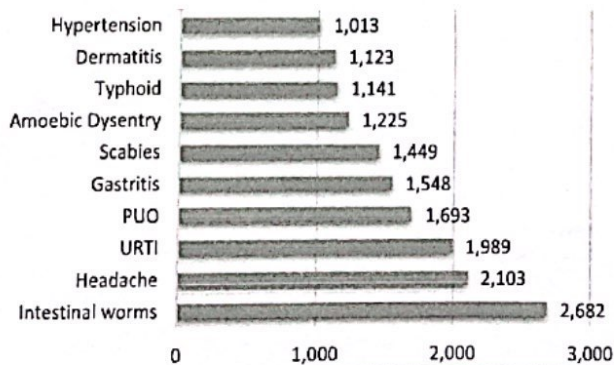
Key Health Sector Initiatives, Progress and Achievements during 2077/78

- COVID hospital and isolation established in ward number 2.
- For Health insurance scheme, staffs have been recruited and trained for equitable access to healthcare services
- Special immunization program conducted to achieve 100% coverage of NIP.
- Lobbied for establishment of health facility in ward 9.

Policy and Programme for FY 2078/79

- RDQA to be rolled out in all the health facilities.
- MSS to be rolled out in all the health facilities.
- Initiatives for the registration of Basic Health Centers.
- Farewell of FCHVs over 60 years of age and recruitment of new FCHVs.







Top Ten Diseases Profile 2077/78



HMIS TARGET POPULATION (FY 2077/78)

Target groups	Population
Population <1 years	1,059
Population <5 years	5596
# of child 0-23 months	2164
# of child 12-59 months	4539
Population aged 10-19	10856
Female population aged 15-49	15086
Married Female population 15-49	11436
Total expected pregnancy	1291
Total Expected live births	1094

Key Health Indicators

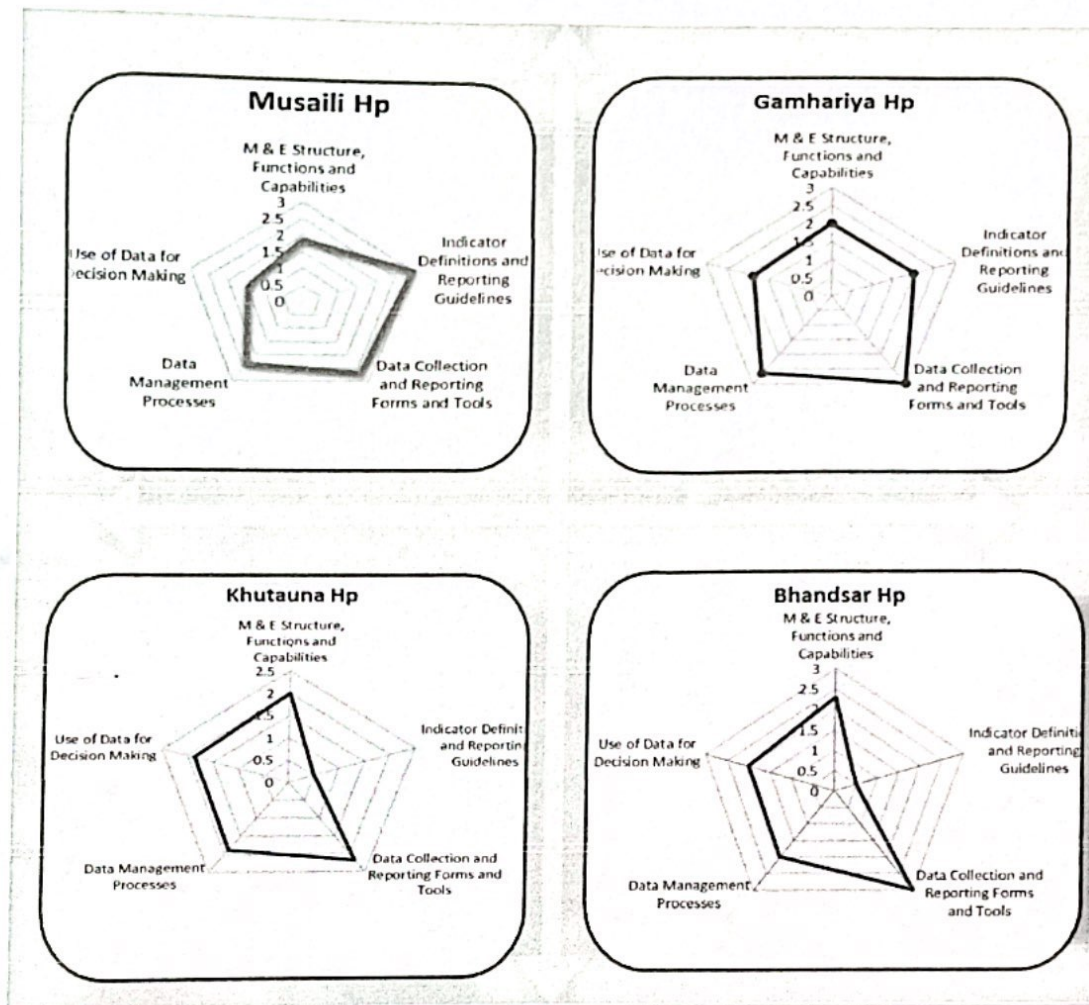
		2075/76			2076/77			2077/78			
	% of 4 ANC visit as per protocol	Municipality	58.3	33.1	56.8		% of <1 year children immunized with BCG	Municipality	59.5	89.4	121.9
		District	46.4	43.5	47.6			District	101.4	88.9	114.4
		Province	41.5	40	43.7			Province	107.2	97.9	117.9
		National	55.9	52.6	55.4			National	90.9	86	90.7
	% of institutional Delivery	Municipality	137.8	5.1	161.9		% of <1 year children immunized with DPT/H B/HIB-3	Municipality	57.4	73	71.5
		District	50.4	40.9	56.3			District	90.2	85.8	90.5
		Province	53.3	54.2	54.4			Province	105.3	90.9	107.6
		National	63.4	65.7	64.8			National	86.4	77.9	87.3
	% of 3 PNC visit as per protocol	Municipality	5.8	8	4.9		% of children fully immunized as per NIP	Municipality	10.1	9.8	19.2
		District	13.7	12.4	18.4			District	68.9	58.6	70.5
		Province	15.2	13	14.5			Province	71.4	65.8	89.2
		National	16.4	18.8	25			National	67.9	64.5	77.8
% of pregnant women who received TD2 and TD2+	Municipality	52.9	78.1	73.2		Incidence of ARI per 1000 children <5 years	Municipality	280.7	345.6	342.2	
	District	88.2	93.7	80.9			District	513.6	537.5	561.3	
	Province	83.4	80	81.1			Province	498.5	480.7	457.9	
	National	64.3	59.4	60.1			National	608	594.2	533.4	
% of women received a 180 day supply of IFA	Municipality	13.4	39.9	26.5		Incidence of diarrhea a per 1000 children <5 years	Municipality	148.3	224.9	160.1	
	District	52.4	47.4	47.5			District	354.1	350.5	350.2	
	Province	56.5	45.7	43.7			Province	388	354.8	338.7	
	National	50.6	44	44.8			National	397.3	349.6	338.8	
	Total No. of Abortion cases	Municipality	30	211	364		% of children 0-23 months registered for GM	Municipality	29.4	46.1	52.5
		District	2149	2042	2069			District	74	68.7	83.9
		Province	9516	7134	6156			Province	68	65.7	80.3
		National	95673	87880	79929			National	70.7	65.2	72.7

FP	% of MWR A currently using contraception (CPR)	Municipality	2075/76	2076/77	2077/78		% of newborns with low birth weights (<2.5kg)	Municipality	2075/76	2076/77	2077/78
			14.2	13.45	18.27				9.1	0	14.1
		District	10.17	10.87	12.04			District	5.1	3.8	5.9
		Province	47	40	-			Province	8.3	7.8	5.8
		National	40	40	-			National	7	8.3	7.2
	% of MWR A FP methods New Acceptor	Municipality	5.2	11.9	21.4		# of Neonatal deaths	Municipality	0	6	0
		District	8.9	9.6	9.8			District	26	35	13
		Province	8.7	7.8	7.7			Province	117	122	125
		National	12.1	10.8	11.4			National	2036	1772	2452
Stop TB	# of new TB cases registered	Municipality	24	32	94		# of maternal deaths	Municipality	0	0	1
		District	896	776	1008			District	7	4	9
		Province	5174	5420	6369			Province	29	15	18
		National	26467	25457	26459			National	208	217	249

Financial Resources Composition on Health (in NPR)

Total budget on Health		2075/76	2076/77	2077/78
Financial resources from federal level	Conditional grant	2,24,12,850/-	2,56,77,000/-	3,19,49,000/-
	Equalization grant	0	1,50,000/-	4,50,000/-
	Others	0	0	0
Financial resources from provincial level	Conditional grant	0	0	0
	Equalization grant	0	0	0
	Others	0	0	0
Others (UNICEF, COVID)		15,07,000/-	27,41,000/-	4,92,000/-
Total Palika Budget		33,49,90,000/-	36,75,81,300/-	42,12,07,220/-
Total Palika Health budget		2,39,19,850/-	2,85,68,000/-	3,39,01,000/-

RDQA SCORE 2078/79



For Further Information

Contact: Ram Nandan Ray, Health Section Chief,

Address: Malangwa Municipality

Phone: +977-9862087715